




renewable energy solutions

AN ISO 9001:2015 CERTIFIED COMPANY

LED UNDERWATER LIGHTING


CONCEPT CATALOGUE 2018-19

A. Model : Surface Mount Aluminium Type



Technical

Power Consumption	4.5W
Input Voltage	12VDC
Housing	LM6 Aluminium
Ingress Protection	IP68
Life of LED	+40,000 hours
Lumen Output	400 Lm
Installation Depth	Up to 5m
Beam Angle	25°, 45°, 60°, 120°
Beam Length	Upto 10ft
LED Make	Osram
Light Output equivalent to	50W Halogen
Colours Available	Red, Green, Blue, White, Warm White, RGB
Installation	Wall Mounted using screwing
Product Diameter	73mm
Cable Length	1.5 metre




B. Model : Recessed Mount Stainless Steel Type



Technical

Power Consumption	4.5W
Input Voltage	12VDC
Housing	SS316 Stainless Steel
Ingress Protection	IP68
Life of LED	+40,000 hours
Lumen Output	400 Lm
Installation Depth	Up to 5m
Beam Angle	25°, 45°, 60°, 120°
Beam Length	Upto 10ft
LED Make	Osram
Light Output equivalent to	50W Halogen
Colours Available	Red, Green, Blue, Aqua Blue, Sea Green, White, Warm White, RGB
Installation	Recessed Mounted, screwing the base plate and threading the product over the plate.
Product Diameter	73mm
Cut Out diameter	63mm
Cable Length	1.5 metre




C. Model : Surface Mount Aluminium Type



Technical

Power Consumption	10W
Input Voltage	12VDC
Housing	LM6 Aluminium
Ingress Protection	IP68
Life of LED	+40,000 hours
Lumen Output	1000 Lm
Installation Depth	Up to 10m
Beam Angle	25°, 45°, 60°, 120°
Beam Length	Upto 30 ft
LED Make	Osram
Light Output equivalent to	100W Halogen
Colours Available	Red, Green, Blue, Aqua Blue, Sea Green, White, Warm White, RGB
Installation	Wall Mounted using screws
Product Diameter	125mm
Cable Length	1.5 metre




D. Model : Surface Mount Stainless Steel Type




Technical

Power Consumption	10W
Input Voltage	12VDC
Housing	SS 316 Stainless Steel
Ingress Protection	IP68
Life of LED	+40,000 hours
Lumen Output	1000 Lm
Installation Depth	Up to 10m
Beam Angle	25°, 45°, 60°, 120°
Beam Length	Upto 30 ft
LED Make	Osram
Light Output equivalent to	100W Halogen
Colours Available	Red, Green, Blue, Aqua Blue, Sea Green, White, Warm White, RGB
Installation	Wall Mounted using screws
Product Diameter	125mm
Cable Length	1.5 metre




E. Model : Recessed Mount Stainless Steel Type



Technical

Power Consumption	10W
Input Voltage	12VDC
Housing	SS 316 Stainless Steel
Ingress Protection	IP68
Life of LED	+40,000 hours
Lumen Output	1000 Lm
Installation Depth	Up to 10m
Beam Angle	25°, 45°, 60°, 120°
Beam Length	Upto 30 ft
LED Make	Osram
Light Output equivalent to	100W Halogen
Colours Available	Red, Green, Blue, Aqua Blue, Sea Green, White, Warm White, RGB
Installation	Recessed Mounted, screwing the base plate and threading the product over the plate.
Product Diameter	120mm
Cut Out diameter	110mm
Cable Length	1.5 metre




F. Model : Surface Mount Aluminium Type



Technical

Power Consumption	18W
Input Voltage	12VDC
Housing	LM6 Aluminium
Ingress Protection	IP68
Life of LED	+40,000 hours
Lumen Output	1800 Lm
Installation Depth	Up to 15m
Beam Angle	25°, 45°, 60°, 120°
Beam Length	Upto 50 ft
LED Make	Osram
Light Output equivalent to	400W Halogen
Colours Available	Red, Green, Blue, Aqua Blue, Sea Green, White, Warm White, RGB
Installation	Wall Mounted using screws
Product Diameter	125mm
Cable Length	1.5 metre




G. Model : Surface Mount Stainless steel Type



Technical

Power Consumption	18W
Input Voltage	12VDC
Housing	SS 304
Ingress Protection	IP68
Life of LED	+40,000 hours
Lumen Output	1800 Lm
Installation Depth	Up to 15m
Beam Angle	25°, 45°, 60°, 120°
Beam Length	Upto 50 ft
LED Make	Osram
Light Output equivalent to	400W Halogen
Colours Available	Red, Green, Blue, Aqua Blue, Sea Green, White, Warm White, RGB
Installation	Wall Mounted using screws
Product Diameter	125mm
Cable Length	1.5 metre



H. Model : Nozzle Mount Aluminium Type



15 WATT



10 WATT

All products mentioned are subject to stock availability and are manufactured against order. We can customise the products suiting your requirement .



renewable energy solutions

RENEWABLE ENERGY SOLUTIONS

32/A CHITTARANJAN AVENUE
TRUST HOUSE 3RD FLOOR
KOLKATA - 700012

res.india@hotmail.com

www.resgroup.in

